

Electronics Sales Analysis

Total Sales

\$8.34bn

Total Costs

\$3.55bn

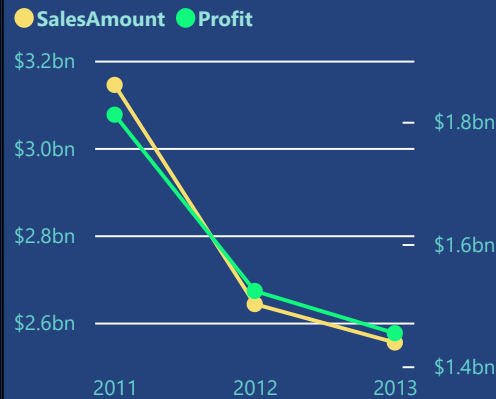
Total Profits

\$4.79bn

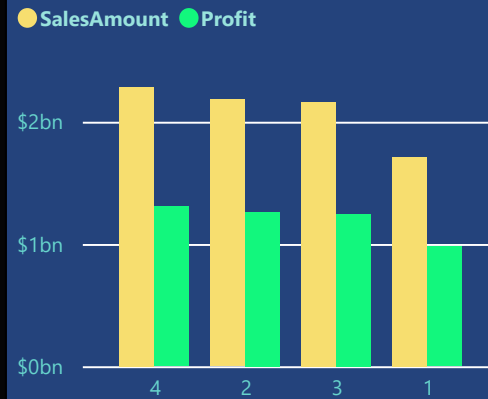
Year Quarter

All

Sales and Profit by Year

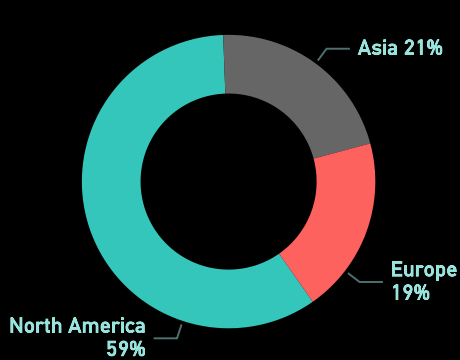


Sales and Profit by Quarter

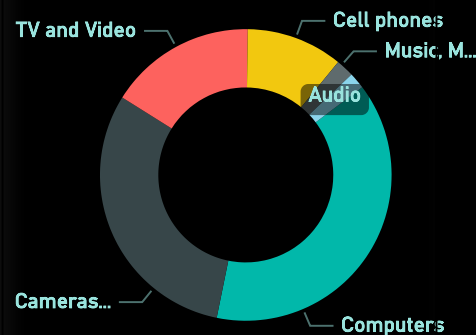


Country	%GT Sales
United States	57.02%
China	12.75%
Germany	7.95%
France	5.20%
United Kingdom	2.65%
Canada	2.11%
Japan	1.96%
Australia	0.95%
India	0.93%
Russia	0.85%
Italy	0.67%
Iran	0.63%
Turkmenistan	0.62%
Syria	0.54%
Pakistan	0.53%
South Korea	0.45%
Thailand	0.44%
Bhutan	0.36%
Taiwan	0.32%
Armenia	0.31%
Kyrgyzstan	0.31%
Singapore	0.31%
Romania	0.18%
Greece	0.18%
Denmark	0.18%
Poland	0.18%
Spain	0.18%
Slovenia	0.18%
Portugal	0.18%
the Netherlands	0.18%
Total	100.00%

Sales by Continent



Sales by Product



Sales by Channel

